



# Schindler Foundation

Annual Report and Financial Statements  
as at December 31, 2022



**Schindler**



# Contents

4	An Overview of the 2022 Financial Year
11	Operating Account
13	Notes
13	I Principles and Organization
15	II Active Insureds and Pensioners
15	III How the Objective is Fulfilled
16	IV Valuation and Accounting Policies / Consistency
16	V Actuarial Risks / Risk Cover / Cover Ratio
18	VI Notes Pertaining to the Investments and the Net Investment Result
23	VII Notes Pertaining to Other Balance Sheet and Operating Account Items
23	VIII Conditions Imposed by the Supervisory Authority
23	IX Additional Information Regarding the Foundation's Financial Position
23	X Events Following the Balance Sheet Date

# An Overview of the 2022 Financial Year

## 1. Financial Position of the Schindler Foundation

The Schindler Foundation recorded an expenditure surplus of CHF 1,293,799 in 2022, compared with surplus income of CHF 985,838 in 2021. The cover ratio shrank from 104.67% to 103.03%.

The retirement capital accruing to active insureds contracted from CHF 72.7 million to CHF 70.6 million.

## 2. Actuarial Performance 2022

There were no new risk cases during the reporting year.

## 3. Interest on Retirement Capital

Interest was paid on individual retirement capital accounts on a monthly basis in line with the performance achieved by the various investment strategies. Bonus interest of 2.5% was credited to all investment strategies in May 2022.

## 4. Investment Climate

Pent-up demand following the COVID-19 pandemic, supply shortages and exploding energy prices in connection with the war in Ukraine sent inflation soaring around the world. This prompted central banks to raise key interest rates decisively, which also resulted in a sharp rise in long-term yields. The negative interest rate phase appears to be very much in the past.

Higher rates meant not only a clear correction on the equity markets, but also a marked drop in bond values. The index that tracks Confederation bonds ended the year down around 17%.

The USD advanced considerably against the CHF during 2022, before giving up its gains again at the close, and finishing 2022 unchanged at 0.92. The EUR once more continued to lose value against the CHF, ending the year some 5% lower than in 2021, at 0.99.

## 5. Performance of the Individual Investment Modules

In 2022 insureds had a choice of ten investment strategies, each of which was composed of different weightings of the four investment modules. The performance of these investment modules is described below.

### a) Basic Investment Module / Performance 2022: -9.7% (2021: +12.0%)

At -9.7%, the performance of the Basic investment module was in line with that of the market, but a considerable distance ahead of its own benchmark (-15.46%). With the exception of foreign currency bonds and hedge funds, which closed slightly into positive territory, all asset classes produced negative results – although Swiss real estate more or less broke even, at -0.10%. International real estate was the poorest performer (-24.9%). Swiss and international equities both came in at approx. -17%, and CHF-denominated bonds were also down markedly (-10.5%).

The outperformance compared with the benchmark is largely due to Swiss real estate, where the investment funds that make up the benchmark dropped by 30%. The Foundation, meanwhile, primarily uses lower-risk investment foundations for this segment, which gave us a substantial lead.

Foreign currency bonds (USD only) and private equity (no listed instruments) also

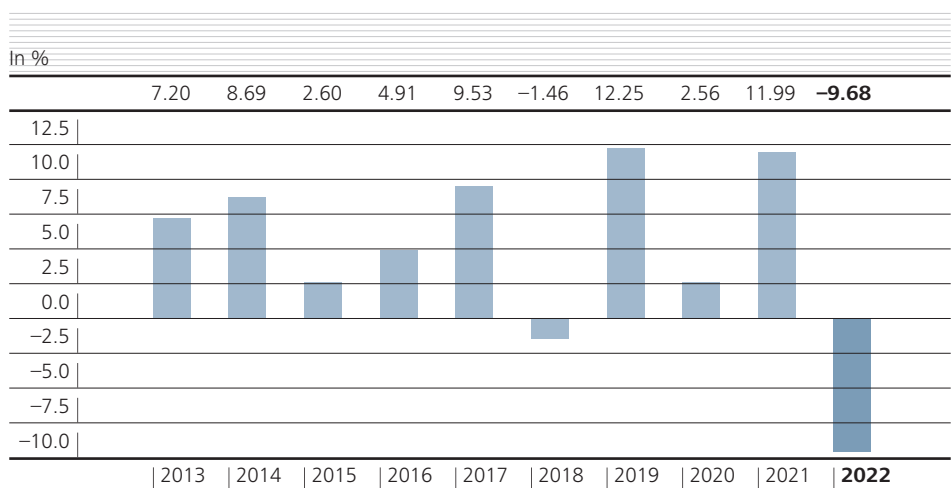
outperformed significantly. Commodities underperformed the most because the Foundation invested only in gold.

### Strategy 2022

The strategy applied to the Basic investment module was left unchanged in 2022.

in %	Strategy Basic 2022	Status Basic at 31.12.2022	Bandwidths 2022
Liquidity	0.0%	0.7%	0–5%
CHF bonds	16.5%	13.6%	+/-7.5%
Foreign currency bonds	5.5%	1.8%	+/-5.0%
Swiss equities	15.5%	15.5%	+/-3.0%
Foreign equities	15.5%	15.3%	+/-3.0%
Swiss real estate	22.5%	29.0%	+/-7.5%
International real estate	5.0%	5.6%	+/-1.5%
Private equity	5.5%	5.9%	+/-2.0%
Hedge funds	3.0%	3.5%	+/-2.0%
Commodities	2.5%	0.7%	+/-2.0%
Insurance-linked securities	2.5%	1.5%	+/-2.0%
Infrastructure	3.0%	4.5%	+/-2.0%
Alternative bonds	3.0%	2.4%	+/-2.0%
	<b>100.0%</b>	<b>100.0%</b>	

### Performance of the Basic Investment Module, 2013 – 2022



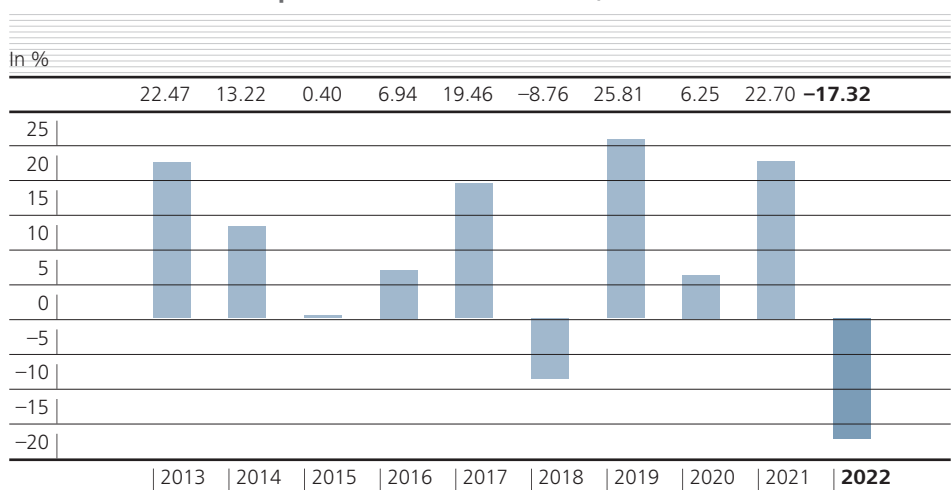
#### a) Equities Investment Module / Performance 2022: -17.3% (2021: +22.7%)

The Equities investment module generated a performance of -17.3%, against a benchmark figure of -16.4%. The gap was caused by a slightly higher allocation of second-line stocks among Swiss equities.

## Strategy 2022

in %	Strategy	Bandwidths
Liquidity	0.0%	0.0–5.0%
Swiss equities	30.0%	20.0–40.0%
Foreign equities	70.0%	60.0–80.0%

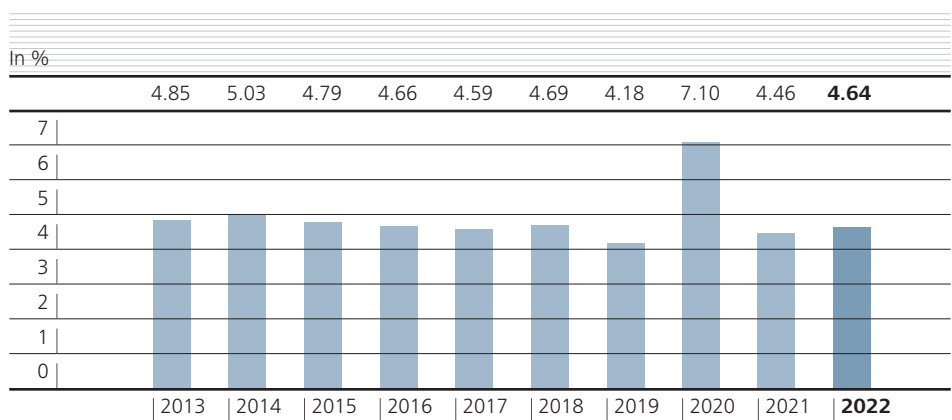
## Performance of the Equities Investment Module, 2013 – 2022



### a) Real Estate Investment Module / Performance 2022: +4.6% (2021: +4.5%)

At +4.6%, Swiss real estate achieved a very pleasing performance, especially in the light of higher interest rates.

## Performance of the Real Estate Investment Module, CHF, 2013 – 2022



### d) Current Account Investment Module

From April 2022 onwards, the interest paid on the Current Account investment module is the same as the performance of a money market fund. Performance for the full year 2022 was -0.3%.

## e) Summary of Overall Performance

### Summary of Overall Performance

Asset Class	Investment module	Schindler Foundation	Benchmark
CHF bonds	Basic	-10.54%	-12.88%
Foreign currency bonds	Basic	0.86%	-18.80%
Swiss equities	Basic	-17.77%	-16.48%
	Shares	-18.28%	
Foreign equities	Basic	-16.96%	-16.71%
	Shares	-16.83%	
Swiss real estate	Basic	0.03%	-15.17%
	Real estate	4.64%	
International real estate	Basic	-24.86%	-23.24%
Private equity	Basic	-8.65%	-30.03%
Hedge funds	Basic	1.59%	-6.65%
Commodities	Basic	-2.49%	17.88%
Insurance-linked securities	Basic	-4.41%	-12.10%
Infrastructure	Basic	-8.45%	-14.20%
Alternative bonds	Basic	-17.30%	-18.80%

## f) Composition and Performance of Investment Strategies

### Composition and Performance of Investment Strategies in 2022

Investment strategy Account	composition of the investment strategies				Total	Performance	Performance
	Basic	Shares	Real estate			2022	2021
1	100%	0%	0%	0%	100%	<b>-0.32%</b>	0.00%
2	70%	0%	0%	30%	100%	<b>1.14%</b>	1.32%
3	70%	30%	0%	0%	100%	<b>-3.18%</b>	3.48%
4	50%	50%	0%	0%	100%	<b>-5.06%</b>	5.86%
5	25%	60%	0%	15%	100%	<b>-5.30%</b>	7.77%
6	0%	100%	0%	0%	100%	<b>-9.68%</b>	12.00%
7	0%	60%	15%	25%	100%	<b>-7.37%</b>	11.63%
8	0%	60%	25%	15%	100%	<b>-9.51%</b>	13.45%
9	0%	75%	25%	0%	100%	<b>-11.54%</b>	14.62%
10	0%	25%	50%	25%	100%	<b>-10.06%</b>	15.30%

## 6. Investments by Insureds

### Investments by Insureds as at December 31, 2022

Investment strategy	Retirement capital in CHF million	Number of insureds
1	2.4	16
2	4.4	11
3	0.0	0
4	7.3	4
5	0.9	7
6	29.9	114
7	21.0	65
8	3.6	18
9	0.1	3
10	1.0	22
<b>Total</b>	<b>70.6</b>	<b>260</b>



## 7. Update to the Deed of Foundation Effective May 23, 2022

After remaining unchanged for 49 years, the Deed of Foundation has been updated in line with the new legal requirements.

On behalf of the Board of Trustees and the Management

Schindler Foundation



**Adrian Boutellier**  
Chairman of the Board of Trustees



**Mario Passerini**  
Managing Director

Ebikon, May 2023

# Balance Sheet

## Assets

In CHF	31.12.2022	in %	31.12.2021	in %
<b>Investments</b>	<b>76 635 117.28</b>	<b>100.0</b>	82 581 122.95	100.0
Cash and cash equivalents / money market investments	5 191 768.40	6.8	3 634 423.48	4.4
Miscellaneous credit balances	648 854.75	0.8	2 058 267.30	2.5
Assets with employer	4 140 567.27	5.4	1 866 124.89	2.3
<b>Total liquid assets</b>	<b>9 981 190.42</b>	<b>13.0</b>	7 558 815.67	9.2
CHF-denominated bonds	8 070 567.00	10.5	8 460 534.00	10.2
Foreign currency bonds	921 129.00	1.2	935 432.00	1.1
<b>Total par-value investments</b>	<b>8 991 696.00</b>	<b>11.7</b>	9 395 966.00	11.4
Swiss equities	8 491 962.00	11.1	11 118 991.00	13.5
Foreign equities	9 036 593.00	11.8	13 492 228.00	16.3
<b>Total equities</b>	<b>17 528 555.00</b>	<b>22.9</b>	24 611 219.00	29.8
Swiss real estate	27 076 249.00	35.3	27 004 240.00	32.7
International real estate	2 861 272.00	3.7	2 157 121.00	2.6
<b>Total real estate</b>	<b>29 937 521.00</b>	<b>39.1</b>	29 161 361.00	35.3
Private equity	3 008 756.52	3.9	4 126 673.00	5.0
Hedge funds	1 793 102.00	2.3	1 769 399.02	2.1
Commodities	333 235.00	0.4	341 762.00	0.4
Insurance-linked securities	762 209.00	1.0	471 250.00	0.6
Infrastructure	3 090 560.00	4.0	3 482 771.00	4.2
Alternative bonds	1 208 292.34	1.6	1 661 906.26	2.0
<b>Total alternative investments</b>	<b>10 196 154.86</b>	<b>13.3</b>	11 853 761.28	14.4
<b>Accrued income</b>	<b>4 166.65</b>	<b>0.0</b>	0.00	0.0
<b>Total assets</b>	<b>76 639 283.93</b>	<b>100.0</b>	82 581 122.95	100.0

## Liabilities

In CHF	31.12.2022	in %	31.12.2021	in %
<b>Liabilities</b>	<b>1 962 611.70</b>	<b>2.6</b>	4 269 607.70	5.2
Vested benefits	1 958 877.70	2.6	3 536 702.35	4.3
Banks/insurance companies/creditors	3 734.00	0.0	732 905.35	0.9
<b>Accrued liabilities</b>	<b>15 568.36</b>	<b>0.0</b>	17 445.30	0.0
<b>Non-actuarial provisions</b>	<b>0.00</b>	<b>0.0</b>	0.00	0.0
<b>Retirement capital and actuarial provisions</b>	<b>72 463 706.40</b>	<b>94.6</b>	74 802 893.65	90.6
Retirement capital, active insureds	70 616 475.35	92.1	72 751 254.00	88.1
Cover capital for pensioners	1 347 231.05	1.8	1 551 639.65	1.9
Actuarial provisions	500 000.00	0.7	500 000.00	0.6
<b>Fluctuation reserves</b>	<b>2 197 397.47</b>	<b>2.9</b>	2 477 434.10	3.0
<b>Foundation capital, disposable assets</b>	<b>0.00</b>	<b>0.0</b>	1 013 742.20	1.2
Balance at beginning of period	1 013 742.20	1.3	82 704.44	0.1
Reduction in/additions to disposable assets	-1 013 742.20	-1.3	931 037.76	1.1
Balance at end of period	0.00	0.0	1 013 742.20	1.2
<b>Total liabilities</b>	<b>76 639 283.93</b>	<b>100.0</b>	82 581 122.95	100.0

# Operating Account

In CHF		2022	2021
<b>Ordinary and other contributions and deposits</b>		<b>9 588 456.50</b>	11 396 759.50
Employer contributions		5 367 176.50	7 558 876.50
Lump-sum deposits and benefit purchases		4 221 280.00	3 837 883.00
<b>Inflow from contribs and vested benefits brought in</b>	A	<b>9 588 456.50</b>	11 396 759.50
<b>Benefits under regulations</b>		<b>-433 799.10</b>	-8 054 303.95
Survivors' benefits		-223 786.20	-215 712.20
disability benefit		0.00	0.00
Misc. benefits under regulations		0.00	-831.20
Lump-sum retirement benefits		-210 012.90	-7 837 760.55
Lump-sum death and disability benefits		0.00	0.00
<b>Withdrawal benefits</b>		<b>-6 343 759.55</b>	-12 484 037.25
Vested benefits upon withdrawal		-5 843 551.20	-11 846 754.85
Advance withdrawals: home purchase/divorce		-500 208.35	-637 282.40
<b>Outflows for be ne fits and advance withdrawals</b>	B	<b>-6 777 558.65</b>	-20 538 341.20
<b>Additions to/write-back of ret. cap. and act. prov.</b>	C	<b>2 339 187.25</b>	4 869 904.80
Additions to/write-back of ret. cap., active insureds		-1 717 507.55	12 075 514.65
Write-back/addition to cover cap., pensioners		204 408.60	197 949.40
Interest on savings capital		3 852 286.20	-7 403 559.25
<b>Income from insurance benefits</b>	D	<b>1 236 799.60</b>	21 207.70
Insurance benefits		19 377.60	21 207.70
Bonus payments on insurance policies		1 217 422.00	0.00
<b>Insurance expense</b>	E	<b>-1 726 910.50</b>	-3 154 395.95
Risk premiums		-1 317 176.50	-3 150 473.95
Use of share of surplus		-406 000.00	0.00
Contributions to the Guarantee Fund		-3 734.00	-3 922.00
<b>Net result from insurance portion</b>	F (=A+B+C+D+E)	<b>4 659 974.20</b>	-7 404 865.15

In CHF		2022	2021
<b>Net investment income</b>	G	<b>-5 852 106.19</b>	8 341 492.47
Investment income			
Income from liquidity		<b>-41 486.34</b>	-53 942.93
Income from CHF bonds		<b>-847 174.35</b>	-8 338.90
Income from foreign currency bonds		<b>9 353.80</b>	30 253.21
Income from Swiss equities		<b>-1 918 550.35</b>	2 431 816.71
Income from foreign equities		<b>-2 073 718.35</b>	2 772 722.98
Income from Swiss real estate		<b>745 035.65</b>	1 487 143.93
Income from international real estate		<b>-520 200.72</b>	526 662.59
Income from private equity		<b>-14 712.05</b>	1 231 838.87
Income from hedge funds		<b>26 950.92</b>	320 997.79
Income from commodities		<b>-8 236.00</b>	-25 961.18
Income from insurance-linked securities		<b>-11 536.89</b>	-85 843.00
Income from infrastructure		<b>-241 706.15</b>	299 931.03
Income from alternative bonds		<b>-278 858.92</b>	77 559.68
Portfolio management expense		<b>-677 266.44</b>	-663 348.31
Interest on vested benefits (arrear)/miscellaneous		<b>0.00</b>	0.00
<b>Write back non-actuarial provisions</b>	H	<b>0.00</b>	120 000.00
<b>Other income</b>	I	<b>8 163.75</b>	38 260.10
<b>Administrative expense</b>	J	<b>-109 810.59</b>	-109 049.66
General administrative expense		<b>-86 707.06</b>	-82 872.51
Auditors		<b>-10 709.48</b>	-13 253.75
Accredited pensions actuary		<b>-3 392.55</b>	-3 298.30
Supervisory authority		<b>-9 001.50</b>	-9 625.10
<b>Surplus income before additions to/write-back of fluctuation reserve</b>	K (=F+G+H+I+J)	<b>-1 293 778.83</b>	985 837.76
Write back/additions of fluctuation reserve	L	<b>280 036.63</b>	-54 800.00
<b>Surplus income/expense</b>	M (=K+L)	<b>-1 013 742.20</b>	931 037.76

# Notes

## I Principles and Organization

### Legal Form

Foundation

### Foundation Objectives

The purpose of the Foundation is to protect insured employees against the economic consequences of old age and disability, or to protect their surviving dependents in the case of the insured's early death, in accordance with the Foundation's Rules and in addition to the benefits provided by existing occupational benefits institutions.

### Insured Persons

Management and executives

### Registered Under the Occupational Pensions Act (OPA)

No

### Security Fund

Affiliated to the Security Fund

### Deed

May 23, 2022 (previously April 11, 1973)

### Foundation Rules

January 1, 2022 (previously April 1, 2021)

### Investment Regulations

December 1, 2020

### Regulations Relating to Partial Liquidation

January 1, 2007

### Regulations on the Creation of Provisions

December 1, 2022 (previously December 1, 2009)

### Organizational and Election Regulations

December 1, 2012

### Rules on the Exercise of Shareholder Voting Rights

January 1, 2015

## Board of Trustees for the 2021 – 2023 period / 2022

Employer representatives	Employee representatives
Adrian Boutellier, Chairman*	Bernhard Gisler
Georg Jenni*	Erich Murer
Sabine Schibli*	

\* Joint with a minimum of two signatures

## Management

Mario Passerini, Managing Director\*

Antonietta Despeaux, Dep. Managing Director\*

## Signing Authority

\*=Joint with a minimum of two signatures

## Accredited Pensions Actuary

Pascal Renaud, Toptima AG, Aarau

## Auditors

PricewaterhouseCoopers AG, Zurich

Reto Tognina, auditor-in-charge

## Supervisory Authority

Zentralschweizer BVG- und Stiftungsaufsicht (ZBSA) (office of occupational pension provision and foundation supervision for central Switzerland), Lucerne

## Affiliated Companies

Company	Number of insureds as per 31.12.2022	Number of insureds as per 31.12.2021
Schindler Elevator Ltd., Ebikon	87	95
Schindler Management Ltd., Ebikon	127	111
Schindler IT Services AG, Ebikon	0	18
Inventio AG, Hergiswil	6	5
AS Elevators Ltd., Küssnacht	8	9
Schindler Pension Fund, Ebikon	1	1
Schindler Vorsorge Ltd, Ebikon	1	1
Schindler Berufsbildung, Ebikon	1	1
Building Minds Technology AG, Hergiswil	1	1
Schindler Supply Chain Europe Ltd., Ebikon	15	14
Schindler Holding AG, Hergiswil	13	10
<b>Total</b>	<b>260</b>	<b>266</b>

Schindler IT Services Ltd has been merged with Schindler Management Ltd and its employees integrated into Schindler Management Ltd.

## II Active Insureds and Pensioners

### Active Insureds

	31.12.2022	31.12.2021	Change
Men	227	237	-10
Women	33	29	4
<b>Total</b>	<b>260</b>	<b>266</b>	<b>-6</b>

	2022	2021
Number as at 1.1	266	269
Insureds joining	22	24
Insureds leaving	-26	-15
Retirements	-2	-12
Cases of death	0	0
<b>Number as at 31.12</b>	<b>260</b>	<b>266</b>

### Pensioners

	31.12.2022	31.12.2021	Change
Disability pensions	0	0	0
Surviving spouse's pensions	2	2	0
Children's/orphan's pensions	2	2	0
<b>Total</b>	<b>4</b>	<b>4</b>	<b>0</b>

## III How the Objective is Fulfilled

### Organizational Structure

Extra-mandatory and partially independent pension fund

### Insured Salary from January 1, 2022

Monthly salary x 12 plus year-end bonus plus 100% of target bonus, less coordination deduction of 129,060; maximum CHF 731,340

### Benefits

Type of benefit	insured benefit
Savings	Defined contribution
Disability pension	70% of pensionable salary
Life annuity	56% of pensionable salary
Orphan's pension	7% of pensionable salary

### Financing

Benefits under the Rules are financed by the employer.

## IV Valuation and Accounting Policies / Consistency

### Valuation Policies

Listed securities are carried at their market value as at December 31, 2022, and alternative investments at their latest reported values for the year.

### Accounting Policies

Bookkeeping, accounting and valuations all comply with the requirements of the Swiss Code of Obligations (CO) and the Swiss Occupational Pensions Act (OPA). The annual financial statements, consisting of the Balance Sheet, Operating Account, and Notes convey the actual financial position of the Schindler Foundation in accordance with legislation on occupational pension provision, and comply with Swiss GAAP ARR 26.

## V Actuarial Risks / Risk Cover / Cover Ratio

### Actuarial Risks

Actuarial risks are reinsured with Zurich Life Insurance Company Ltd. The contract that was due to expire on December 31, 2022, was extended for a further three years.

### Retirement Assets, Active Insureds

In CHF million	31.12.2022	31.12.2021	Change
Retirement assets	70.6	72.8	-2.2

### Pensioners' Cover Capital

In CHF million	31.12.2022	31.12.2021	Change
Cover capital	1.35	1.55	-0.20

### Changes in Retirement Assets

In CHF	2022	2021
Capital on 1.1	72 751 254	77 423 209
Purchased benefits (AVCs)	4 221 280	3 837 883
Savings contributions	4 050 000	4 408 400
Divorce/home own./lump-sum death ben.	-500 209	-637 282
Lump-sum payment upon withdrawal	-210 013	-7 837 760
Vested benefits upon withdrawal	-5 843 551	-11 846 755
Interest on retirement assets	-3 852 286	7 403 559
<b>Retirement assets as at 31.12</b>	<b>70 616 475</b>	<b>72 751 254</b>

### Interest on Retirement Assets

The interest paid on individual retirement assets depended on the performance of the specific investment strategies selected by the insured. One-off bonus interest of 2.5% was credited to all investment strategies in May 2022. This bonus interest was financed in part by surpluses from the reinsurance contract, and in part by the liquidation of disposable assets.



### Increase in Pensions

Spouses' and orphans' pensions have not been increased since 2003.

### Actuarial Report

An actuarial report was produced as at December 31, 2022, on the basis of the (not yet audited) financial statements for 2022.

### Actuarial Provisions

In CHF	2022	2021
Provisions for risk insurance	500 000	500 000
<b>Total provisions</b>	<b>500 000</b>	<b>500 000</b>

This provision is designed to cover those cases in which the risk benefits under the Rules are greater than the benefits that have been reinsured. It currently stands at the minimum level of CHF 0.5 million.

### Cover Ratio under Occupational Pensions Ordinance 2 (OPO2)

In percent	
31.12.2013	103.47%
31.12.2014	103.40%
31.12.2015	103.56%
31.12.2016	103.58%
31.12.2017	103.09%
31.12.2018	102.94%
31.12.2019	103.41%
31.12.2020	103.14%
31.12.2021	104.67%
<b>31.12.2022</b>	<b>103.03%</b>

## VI Notes Pertaining to the Investments and the Net Investment Result

### Investment Regulations

December 1, 2020

### Board of Trustees

The Board of Trustees determines the investment strategy, bandwidths and guidelines pertaining to the individual investment segments.

### Management

The Management is responsible for managing invested assets in accordance with the Investment Regulations.

### Bonds

Investments take the form of individual positions and collective vehicles.

### Equities

Equity investments mainly take the form of collective investment schemes.

### Investment Vehicles

Manager	Name
<b>Hedge funds</b>	
	Lighthouse
	Lighthouse
<b>Private equity</b>	
Partners Group	Commerzbank P3 certificate
Partners Group	PG Direct Equity 2016
Partners Group	Pearl Holding
<b>Insurance-linked securities</b>	
LGT	LGT ILO Fund (CHF)
<b>Infrastructure investments</b>	
LODH Macquarie	Infrastructure fund (LMIF)
<b>Alternative bonds</b>	
Partners Group	European Mezzanine
Partners Group	Private Markets Credit Strategies

## Real Estate

Investments are effected via investment companies, investment foundations and investment funds.

## Investment Income

Net investment income comprises the following:

In CHF	2022	2021
Investment income		
Income from liquidity	-41 486	-53 943
Income from CHF bonds	-847 174	-8 339
Income from foreign currency bonds	9 354	30 253
Income from Swiss equities	-1 918 550	2 431 817
Income from foreign equities	-2 073 718	2 772 723
Income from Swiss real estate	745 035	1 487 144
Income from international real estate	-520 201	526 663
Income from private equity	-14 712	1 231 839
Income from hedge funds	26 951	320 998
Income from commodities	-8 236	-25 961
Income Insurance linked Securities	-11 537	-85 843
Income from infrastructure	-241 706	299 931
Income from alternative bonds	-278 859	77 560
Portfolio management expense	-677 267	-663 348
Interest on vested benefits/miscellaneous	0	0
<b>Net investment income</b>	<b>-5 852 106</b>	<b>8 341 492</b>

## 2022 Performance

In 2022 performance (after expenses) was -9.7% for the Basic investment module and -17.3% for the Equities module. These calculations were made by the global custodian.

## Portfolio Management Expense

In CHF	31.12.2022	31.12.2021
<b>Investments</b>	<b>76 639 284</b>	82 581 123
of which:		
cost-transparent investments	<b>76 639 284</b>	82 081 702
non-transparent investments (see overview below)	<b>0</b>	499 421
Percentage of cost-transparent investments	<b>100.0%</b>	99.4%
	<b>2022</b>	2021
<b>Portfolio management expense</b>		
Portfolio management expense carried directly	<b>46 117</b>	44 874
Indirect portfolio management expense (as per TER)	<b>631 150</b>	618 474
Carrying amount of portfolio management expense	<b>677 267</b>	663 348
as % of cost-transparent investments	<b>0.88%</b>	0.81%

As in 2021, the expense item of CHF 677,267 carried in the 2022 operating account comprises direct costs (custody fees, costs for portfolio managers, stamp duty, etc.) as well as additional TER (Total Expense Ratio) costs for the funds used. TER costs were calculated in accordance with the requirements of the Occupational Pension Supervisory Commission on the basis of holdings at the end of the year, and thus represent only an approximation.

## Non-Cost-Transparent Collective Investment Schemes

in CHF				
Investment vehicle	Provider	ISIN number	31.12.2022	31.12.2021
AWI insurance Debt Europe Hedged	AWI Investment Foundation	CH1123992021	0	495 030
FRM ARS I	FRM	n.a.	0	4 391
<b>Total</b>			<b>0</b>	<b>499 421</b>

Continued investment in non-transparent collective investment schemes is approved as part of the annual investment policy adoption process.

## Open Commitments

In CHF million Programme	Provider	Commitment		Value as at	
		Total	Open	31.12.2022	31.12.2021
PG Europ. Mezzanine 2008	Partners Group	1.1	0.1	0.2	0.2
PG Direct Equity 2016	Partners Group	2.3	0.2	2.4	2.4
PG Private Markets Credit Strategies	Partners Group	1.6	0.0	0.4	0.4

## Fluctuation Reserves

The fluctuation reserves are used to offset price losses on investments. As investment risks are carried primarily by the insureds, the target bandwidth for the cover ratio was fixed at 101.5% to 103.0%. At a cover ratio of 103.03%, the fluctuation reserves had reached their maximum level as at December 31, 2022.

## Expansion of Investment Options in Accordance with Art. 50.4 / Art. 55 OPO2

At 35.3%, the Swiss real estate allocation exceeds the maximum of 30% laid down in OPO2. The majority of Swiss real estate investments are held in relatively low risk investment foundations, which display a better risk/return profile than par value securities. The additional allocation is also the result of the investment strategies selected by the insureds.

**Depository**

Credit Suisse has been appointed as the global custodian (depository).

**Financial Controlling**

The Board of Trustees receives detailed monthly reports from Management. Performance figures are also published on the website every month ([www.schindler-pk.ch](http://www.schindler-pk.ch)).

**Derivative Financial Investments**

The use of derivative financial investments is governed by the Investment Regulations and complies with the requirements of OPO2. No derivative investments were made in 2022.

**Securities Lending**

The Foundation does not engage in securities lending.

**Investments in the Employer**

No investments (shares / participation certificates / bonds) were made with employer companies.

The Foundation has an account with Schindler Holding AG that is used to collect contributions. The balance in favour of the Foundation on December 31, 2022, stood at CHF 4,140,567.

Credit interest rate with Schindler Holding AG at December 31, 2022: 0.00% p.a.

**Pension Fund Governance**

All of the members of the Board of Trustees, and the Managing Director, are required to confirm in writing once a year that they have complied with both the ASIP Charter and the specific Schindler Code of Conduct. At the same time, they must also disclose any other interests.

**Retrocessions**

The Foundation received retrocessions totalling CHF 3,292 from a variety of fund providers during the year just ended. This amount was set off against portfolio management expense.

**Exercise of Shareholder Voting Rights**

On December 2, 2014, the Board of Trustees adopted Rules on the Exercise of Participation Rights in Companies Limited by Shares, which entered into force on January 1, 2015. The Foundation was not required to exercise shareholder voting rights in connection with any direct investment in 2022.

## **VII Notes Pertaining to Other Balance Sheet and Operating Account Items**

### **Share of Surplus from Insurance Companies**

Following positive risk performance during the 2021 financial year, the reinsurer paid out a surplus of CHF 1,217,422 in 2022.

### **VIII Conditions Imposed by the Supervisory Authority**

The annual financial statements up to the 2021 financial year were approved without any conditions being imposed.

### **IX Additional Information Regarding the Foundation's Financial Position**

Some securities – up to a maximum of CHF 1.0 million – are pledged to Credit Suisse as collateral for forward foreign exchange transactions.

### **X Events Following the Balance Sheet Date**

None.

